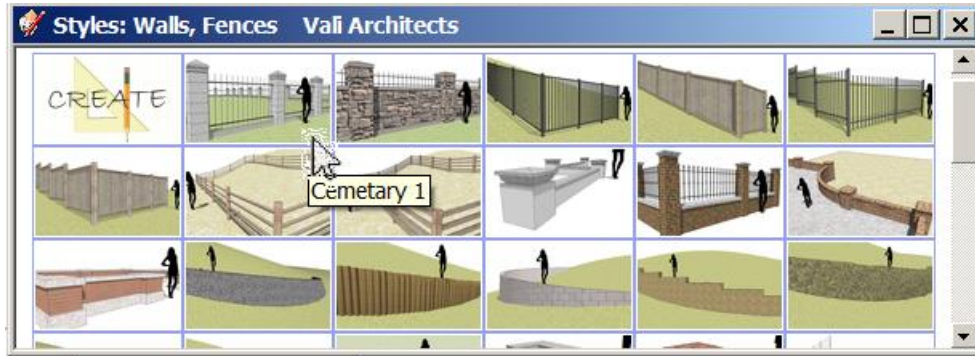
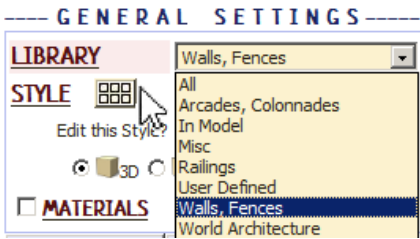


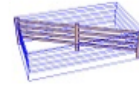
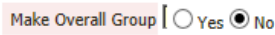

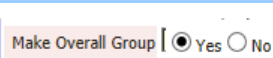
Instant Wall General Settings

Style Libraries See *InstantWall-Styles.pdf* for more information on styles.

Show Icon menu for style libraries

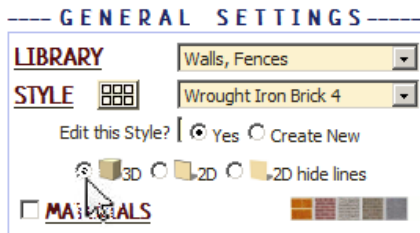


Make Overall Group: Encloses the output within an overall group.

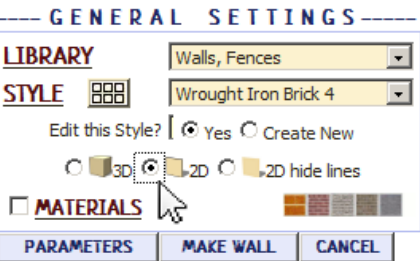


Geometry Creation Modes: 3D, 2D, and 2D Hide Lines


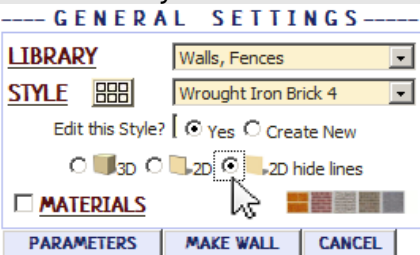
3D



2D Single surface and Face-Me elements for background and entourage



2D Hide Lines For background and entourage. Prevents heavy black lines.



Materials *Before running the Instant Wall, paint the materials that you wish to use on something in the model.*



Wall 3 texture orientations:

MATERIALS

Wall

Wall Mat. Rotation

HIDE PARAMETERS




Default

MATERIALS

Wall

Wall Mat. Rotation

HIDE PARAMETERS





Align with Slope

MATERIALS

Wall

Wall Mat. Rotation

HIDE PARAMETERS





90 deg to slope

MATERIALS

Wall

Wall Mat. Rotation

HIDE PARAMETERS



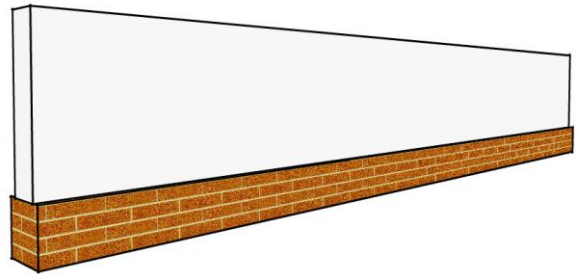

Wall Base

MATERIALS

Wall

Base

HIDE PARAMETERS



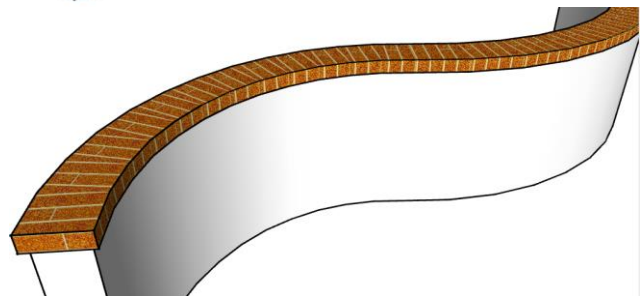

Wall Cap

MATERIALS

Wall

Wall Cap

HIDE PARAMETERS



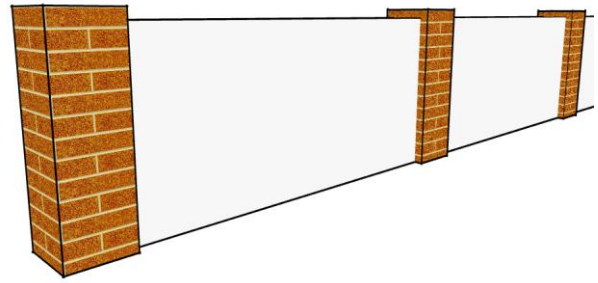
Pilaster

MATERIALS

Wall: no material

Pilaster: Brick Colored Red

HIDE PARAMETERS



Plinth

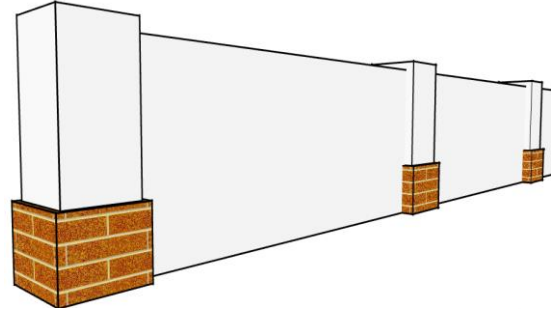
MATERIALS

Wall: no material

Pilaster: no material

Plinth: Brick Colored Red

HIDE PARAMETERS



Pilaster Cap

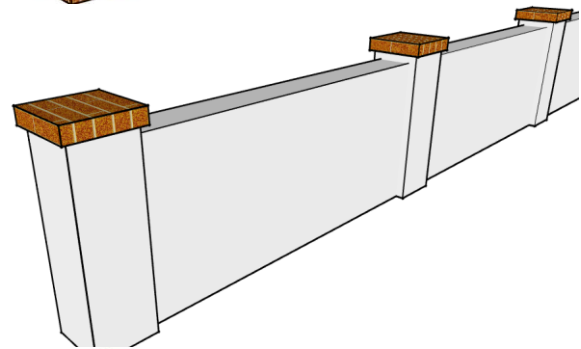
MATERIALS

Wall: no material

Pilaster: no material

Pilaster Cap: Brick Colored Red

HIDE PARAMETERS



Post / Rail

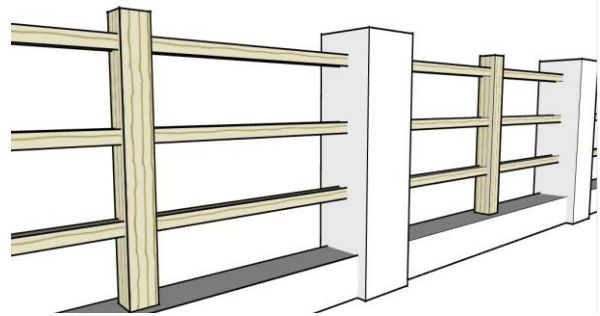
MATERIALS

Wall: no material

Pilaster: no material

Post / Rail: Sketchy Lines Wavy Horiz

PARAMETERS MAKE WALL CANCEL



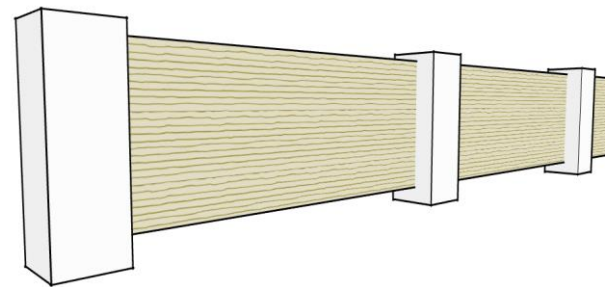
Infill

MATERIALS

Pilaster: no material

Infill: Sketchy Lines Wavy Horiz

PARAMETERS MAKE WALL CANCEL



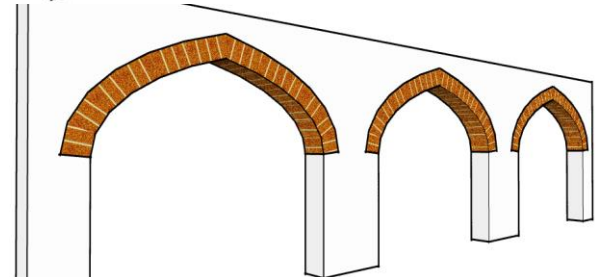
Voussoirs

MATERIALS

Wall: no material

Voussoirs: Brick Colored Red

PARAMETERS MAKE WALL CANCEL



Slowness *The user profiles options for pilasters, posts, pickets and wall caps can cause the menu to load slowly in a large model with many components because the plugin queries the model for components. If the menu is loading slowly, try disabling user profiles option as shown below*

